


EUSSET Submission Format Instructions

Jane Doe*  · Example University , Scotland · jane.doe@example.com

Jim Anotherperson · Example University, Scotland · jim.anotherperson@example.com

John Doe*  · Elsewhere Example College, England · john.doe@example.org

Lisa von Expert† · Example Universität , Germany · vonexpert.l@example.de



Figure 1. This is an example teaser figure showcasing the use of a full-color photo as an eye catch. A good teaser figure is wider than it is tall. If your submission includes one, please ensure that the abstract and keywords still fit on the first page. Photo: Fietkau (2018, cropped vertically)

Abstract. This document is formatted in accordance with the up-to-date guidelines planned for future EUSSET conferences. It uses a custom \LaTeX document class that introduces a number of additions and changes compared to the previous template. You may want to use this file as a template while minding any additional guidelines provided in your conference's call for papers.

Keywords. replace, these, with, your, own, keywords

1 Document layout

The text bloc (the printed area) should measure and must not exceed 150 x 247 mm; it must have a one-column format and be positioned at the center of the page. In A4 format, this corresponds to 30 mm margins on the left and right and 25 mm margins at the top and bottom of the page. EUSSET conferences do not accept submissions in paper sizes other than A4.

The two font families used throughout the EUSSET conference template are Charter, a serif font used for body text, section headers, page numbers, and most other parts of the document, and Fira Sans, a sans-serif font used for the title area and editorial footer. Fira Mono is used for monospaced text. All three of these font families are freely licensed and available for commercial and non-commercial use at

* Both authors contributed equally to this article.

† Here's a second author footnote example.

no charge. Visually similar fonts may be substituted in technical environments where these specific ones cannot be used.

In contrast to the previous template, interactive clickable links are now allowed and encouraged. DOIs and other web URLs may be set up to lead to external URLs. External web links should be set in a dark blue (preferably #003CE6). Intra-text references to other sections, figures, or bibliographic references may also be clickable.

TEX tip: The template will handle most of these for you automatically. You can use `\url` freely (and `\href` judiciously). If you use `\autoref` instead of `\ref` for internal references, you will get a clickable link including the target type, e.g. “Section 2” instead of just “2”.

The footer of the first page should contain an editorial block, set in the title area’s sans-serif font at 8 point and separated from the body text by a 0.7 point black line, starting with the full citation information for this submission, followed by a copyright statement, and ending with a line containing information about the EUSSET Digital Library. The conference organizers will provide guidance on how to finalize this footer and may make additional refinements after submission.

The footer of pages two and onward should contain a centered page number.

2 Title, author, abstract, keywords

The **title** of the article should be set in 22 point sans-serif bold, flushed left. It should be the first element on the first page. If the paper has a subtitle, it should be set in a separate line, spaced 6 point apart, in 18 point sans-serif at normal weight.

The title should be followed by the **author list**, which is formatted flushed left with each author having a separate line formatted as follows. The first element is the full name of the author in 12 point text. Submitters may use each author name as a clickable link towards that author’s ORCID record. If so, they may optionally add an ORCID icon no larger than 16pt after the name as a visual indicator, which should also be clickable. Authors may not have the author names link to any other websites. After the author name, the rest of the line is set in 10 point text. Following the author name should be a “.” separator character with a space on each side. After that follows the name and country of the author’s affiliation, separated by a comma. Similar to the author name and its corresponding ORCID record, the name of the institution may optionally be a clickable link to the institution’s ROR record, and if so, the name may be followed by a ROR icon no larger than 16pt in width as an added indicator. If an author has multiple affiliations, they may be listed separated by commas. If an author has multiple affiliations in different countries, they may be listed by separating each institution’s name and the corresponding country by a comma, and then separating the different affiliations by a semicolon. The e-mail address of the author, set in italic, may optionally follow after another spaced “.” separator character, and may optionally be clickable. If a line is too long to fit the text width, any segments following a line break should have 5 mm hanging indents. **TEX tip:** The template will handle most of the above automatically for you. You can use the anonymized document option in the `\documentclass` line at the start of the file to generate an anonymized version for review – this will remove the author names from page one and from the PDF metadata. You will need to ensure yourself that your body text is anonymized.

The next element should be a short **abstract** of not more than 200 words which clearly summarizes the paper. The abstract should be set in 10 point sans-serif with 12 point line leading (line space). The abstract should have 24 point vertical space between it and the author list.

The abstract may optionally be followed by a list of **keywords**, formatted the same as the abstract and no longer than three lines of text (but they may be much shorter – authors should list pertinent key terms for search and association while avoiding “keyword spam”).

The last element of the title area, whether it is the abstract or the keyword list, should be separated from the body text by another 24 point of space. The combined title area including the title, subtitle, author list, optional teaser figure (see Section 7), abstract, and keywords should fit on the first page alongside the editorial footer. If it does not, some elements should be shortened.

3 Body text

Body text should be set in 12 point Charter (the font used here) or an equivalent serif font. Line spacing (leading) should be 15 point. The first paragraph after a headline should not be indented; otherwise the first line of a body text paragraph should be indented by 5 mm. Body text should be justified (i.e., do not use a ragged-right style).

Section headings should be set in Charter bold and flushed left:

- Level 1: 18 point, 24 point space before, 12 point after.
- Level 2: 14 point, 18 point space before, 9 point after.
- Level 3: 12 point, 12 point space before, 6 point after.

Quoted passages of more than 40 words should be set off from the text by indenting the left-hand margin 5 mm. Such quotations should be set in 10 point with 12 point line spacing, with 2 mm additional spacing before and after the quotation.

4 References

The reference format is based on the Springer version of the author-year Chicago format, but with minor differences.

- Full article or book titles are required, including for proceedings.
- To avoid misidentification, authors’ (and editors’) names should always include the first (or given) name.
- Bibliography entries may list an ISBN if applicable. It should be formatted as an ISBN-13 including dashes and preceded by “ISBN: ” in the bibliographic information. You can use https://www.isbn.org/ISBN_converter to convert between ISBN formats.
- References should list a DOI if available. DOIs should be listed at the end of an entry, separated from the rest by a double space, and formatted as full URLs beginning with the “https://doi.org/” resolver prefix. They may be formatted as

clickable links. **L^AT_EX tip:** The DOI field in BibTeX entries should contain only the ID part of a DOI beginning with the “10.” prefix and leave the formatting of the final DOI link to the template.

- Entries may list an arbitrary web URL when appropriate (in particular for citations of websites), formatted just like DOIs. In most cases, entries should not need both a DOI and a separate URL, but in cases where the authors deem it useful to have both, the two should be separated by a “.” character with a space on each side. A non-DOI web URL may optionally be followed by a clickable link to an Internet Archive Wayback Machine link for that specific URL, which can be set as an Internet Archive icon graphic or as the shorthand “[IA]”. **L^AT_EX tip:** Some BibTeX data sources are especially known for adding a redundant copy of the DOI to the URL field. The template will make an effort to detect and suppress these, but authors should nonetheless make sure to clean up their BibTeX data if the document shows redundant web URLs.

Citations should be incorporated into the text, either directly in the sentence (“As claimed by Light et al. (2023)...”) or at the end, with author’s name and date of publication in parentheses: (Light et al., 2023). **L^AT_EX tip:** Older versions of the template erroneously instructed authors to use the `\cite` command. You should not be using it at all in combination with this template. Instead, for each citation you can decide between `\citep` for the parenthetical reference and `\citet` for the textual version.

References should be listed at the end of the article, after the acknowledgments and notes, in alphabetical and chronological order. References should be set in 10 point, with 5 mm hanging indents.

(a) References to books should include the author’s name; year of publication; title in full, in italics; publisher; place of publication; volume number (if appropriate). See Johansen (1988) in the reference list.

(b) References to articles in periodicals should include the author’s name; year of publication; title of article; full title of periodical, in italics; volume number; issue number; issue date; page numbers. See Gerson and Star (1986) in the reference list.

(c) References to essays in edited editions should include the author’s name; year of publication; title of essay; editor’s name; title of collection, in italics; publisher; place of publication; volume number (if appropriate). See Bowers (1990) in the reference list.

5 Notes

Please keep notes to a minimum, and avoid long or discursive notes. Short notes should preferably be placed as footnotes at the bottom of the page.¹ Notes should be numbered consecutively with Arabic numerals, and indicated in the text by superscript numerals.

¹ Footnotes should be set in 9 point, 10 point leading.

6 Tables

Tables should be numbered consecutively with Arabic numerals, with the label in bold, followed by the caption (**Table 1.** xxxxx). As a general formatting guideline, horizontal rules should be used to indicate headers and footers, while vertical rules should be avoided unless to signal different subsections of a table; individual rows and columns should be separated by spacing instead. Tables should not have background colors. **LaTeX tip:** Authors may optionally use packages like `array` or `booktabs` for extended control over table formatting.

Each table should be referred to in the text, e.g. “see Table 1”. In references to individual tables by number, the word “Table” should be written out and start with a capital letter (“Table” instead of “tbl.”). Each table should preferably be positioned in place in the manuscript.

Year	PC ownership [%]
2010	37.3
2011	39.2
2012	41.1
2013	42.8
2014	43.9
2015	44.8
2016	45.8
2017	46.4
2018	47.0
2019	47.1

Table 1. An example table showing the percentage of households worldwide who own at least one personal computer, excluding mobile devices (Alsop, 2023). Caption in 10 point, 12 point leading, 12 point space before and after.

7 Figures

Figures should be numbered consecutively with Arabic numerals, with the label in bold, followed by the caption (**Figure 1.** xxxxx). Each figure should be referred to in the text, e.g. “see Figure 2”. In references to individual figures by number, the word “Figure” should be written out and start with a capital letter (“Figure” instead of “fig.”). Each figure should preferably be positioned in place in the manuscript.

Authors are encouraged to make sensible use of color within figures. Photographs should be in full color if available, with the ideal target resolution being 300dpi. Diagrams should make accessible use of color for added visual contrast, but should avoid relying on color as the sole semantic differentiator wherever possible – shapes and patterns may be used alongside colors to differentiate between data series. Test your diagrams using color blindness simulator tools and black-and-white conversions to ensure accessibility.

If figures contain text that is intended to be readable, it should not be much smaller than the figure caption at the final size.

Supported formats for raster images are JPEG (mainly for photographs) and PNG (mainly for diagrams and other computer-rendered graphics). We recommend that

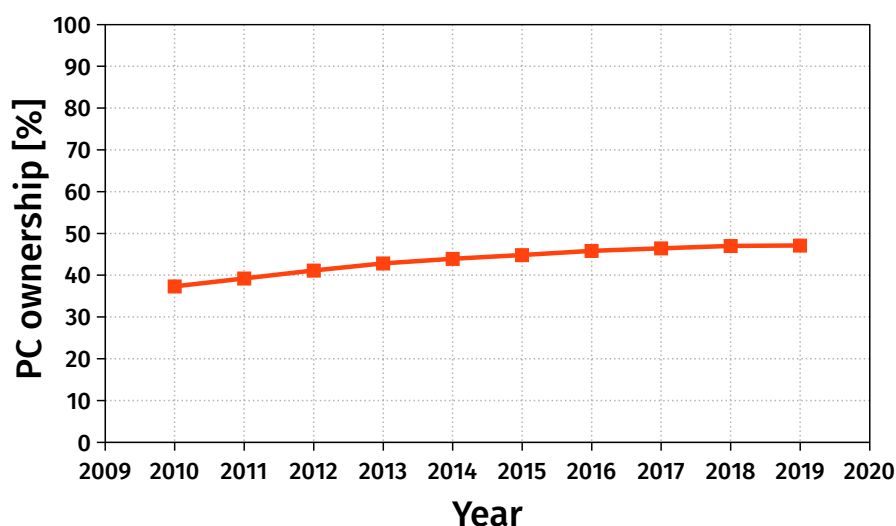


Figure 2. An example visualization of the data in Table 1. This diagram was created in LibreOffice Calc, exported as PDF, and then cropped and touched up in Inkscape. This process results in a clean embedded vector graphic. Caption in 10 point, 12 point leading, 12 point space before and after.

authors export and embed diagrams in a vector graphics format for optimal quality if feasible, e.g. SVG or PDF. Whether this is possible depends on your diagram authoring process. Free tools such as Inkscape can convert between different vector formats.

The first page may optionally contain a special **teaser figure** positioned between the author list and the abstract, with 24pt of space before and after (see Figure 1 in this template). A teaser figure is intended to give readers a visual first impression of the article’s topic. The teaser figure’s caption should be set in the same font family as the abstract, apart from that it should be formatted the same as the other figures and be included in the normal figure indexing. The teaser figure should be scaled so that the full title area including the abstract and keywords all fit on the first page. Good teaser figures tend to be wider than they are tall. Unlike other figures in the document, the teaser figure may optionally extend into the page margins and span the full borderless width of the page.

8 Lists

Numbered and bulleted lists may be used directly in the text. For stylistic reasons, lists should not use more than four depth levels. The following list styles are recommended:

- bullet list, depth 1 item 1
 - bullet list, depth 2 item 1
 - bullet list, depth 2 item 2
 - bullet list, depth 3 item 1
 - bullet list, depth 3 item 2
 - bullet list, depth 4 item 1
 - bullet list, depth 1 item 3
- bullet list, depth 1 item 2
- bullet list, depth 1 item 3

1. numbered list, depth 1 item 1
 - a. numbered list, depth 2 item 1
 - b. numbered list, depth 2 item 2
 - i. numbered list, depth 3 item 1
 - ii. numbered list, depth 3 item 2
 - A. numbered list, depth 4 item 1
 - c. numbered list, depth 1 item 3
2. numbered list, depth 1 item 2
3. numbered list, depth 1 item 3

9 Code Listings

If your manuscript contains multi-line code examples, they should be set in a suitable monospace font (recommended: Fira Mono) on a light gray background. Code listings should be positioned and captioned just like figures and tables (see Listing 1), and may use language-specific syntax highlighting. If they do, colors with a suitably strong contrast to the background and to one another should be used. **L^AT_EX tip:** This template contains styling presets for the `listings` package, but other packages for code listings may also be used instead.

```
import random

secret_number = random.randint(1, 100)

# Run in a loop until the game is won
while True:
    guess = int(input("Guess the number between 1 and 100: "))

    if guess == secret_number:
        print("Congratulations! You guessed the number!")
        break
    elif guess < secret_number:
        print("Too low! Try again.")
    else:
        print("Too high! Try again.")
```

Listing 1. A random number guessing game implemented in Python.

10 Permissions


If the paper is accepted for publication, an agreement granting EUSSET non-exclusive publication rights will need to be made. The conference organizers will guide submitters through this process. EUSSET encourages the use of established licenses, such as Creative Commons Attribution 4.0, for open access publications. It is the obligation of the author(s) to obtain written permission for quotations from unpublished material, for all quotations in excess of 250 words in

one extract or 500 words in total from any work still in copyright, and for the reprinting of illustrations or tables from unpublished or copyrighted material.

Acknowledgments

List your acknowledgments here (or omit the section). If the submission has external funders, they should be mentioned here, optionally including a link to their ROR ID, their website, or both. Example: German Research Foundation ~~ROR~~. Acknowledgments should be set at 10 point, 12 point leading.

References

- Alsop, Thomas. 2023. *Share of households with a computer at home worldwide from 2005 to 2019*. Statista. <https://www.statista.com/statistics/748551/worldwide-households-with-computer/> 
- Bowers, John M. 1990. The Janus faces of design: some critical questions for CSCW. In: John M. Bowers and Steve D. Benford (eds.): *Studies in Computer Supported Cooperative Work: Theory, Practice and Design*, pp. 333–350. Amsterdam, Netherlands: North-Holland Publishing Co. ISBN: 978-0-444-88811-2 <https://doi.org/10.5555/117730.117753>
- Fietkau, Julian. 2018. *Assorted tropical plants*. Wikimedia Commons. Released to the public domain under Creative Commons Zero 1.0. https://commons.wikimedia.org/wiki/File:Assorted_tropical_plants.jpg 
- Gerson, Elihu M. and Susan Leigh Star. 1986. Analyzing due process in the workplace. *ACM Transactions on Office Information Systems*, 4 (3): 257–270. <https://doi.org/10.1145/214427.214431>
- Johansen, Robert. 1988. *Groupware: Computer Support for Business Teams*. New York, NY, USA: The Free Press. ISBN: 978-0-02-916491-4
- Light, Ann, Chiara Rossitto, Airi Lampinen, and Andrea Botero. 2023. The Ecological Underpinnings and Future Contributions of (E)CSCW. In: *Proceedings of 21st European Conference on Computer-Supported Cooperative Work*. Siegen, Germany: European Society for Socially Embedded Technologies (EUSSET). https://doi.org/10.48340/ecscw2023_pa01