

[TYPE THESIS TITLE]

An Undergraduate Research Scholars Thesis

by

[TYPE NAME OF INDIVIDUAL OR TEAM MEMBER 1 NAME¹, TEAM MEMBER 2
NAME², AND TEAM MEMBER 3 NAME³, ...]

Submitted to the Undergraduate Research office at
Texas A&M University
in partial fulfillment of the requirements for the designation as an

UNDERGRADUATE RESEARCH SCHOLAR

Approved by

Faculty Research [Choose an item: Advisor/s]: [Type Dr. Full Name of Primary Faculty
Advisor]

[Type Dr. Full Name of Secondary Faculty Advisor OR remove line]

May 2025

[Choose an item: Major/s]: [Type Individual Primary Major OR Team Member 1 Major(s)¹
[Type Individual Secondary Major OR Team Member 2 Major(s)² OR remove line]
[Type Team Member 3 Major(s)³ OR remove line]
[Type Team Member 4 Major(s)⁴ OR remove line]
[Type Team Member 5 Major(s)⁵ OR remove line]

Copyright © 2025. [Type Name of Individual OR Team Member 1 Name¹, Team Member 2
Name², and Team Member 3 Name³...].

RESEARCH COMPLIANCE CERTIFICATION

Research activities involving the use of human subjects, vertebrate animals, and/or biohazards must be reviewed and approved by the appropriate Texas A&M University regulatory research committee (i.e., IRB, IACUC, IBC) before the activity can commence. This requirement applies to activities conducted at Texas A&M and to activities conducted at non-Texas A&M facilities or institutions. In both cases, students are responsible for working with the relevant Texas A&M research compliance program to ensure and document that all Texas A&M compliance obligations are met before the study begins.

[Choose an item: I/We], [Type Name of Individual OR Team Member 1 Name¹, Team Member 2 Name², and Team Member 3 Name³ ...]. Author names must be typed, with permission, and appear in the same order as inputted on the Title and Abstract pages.], certify that all research compliance requirements related to this Undergraduate Research Scholars thesis have been addressed with [Choose an item: my/our] Faculty Research [Choose an item: Advisor/s] prior to the collection of any data used in this final thesis submission.

[Choose an item: This project did not require approval from the Texas A&M University Research Compliance & Biosafety office. / This project required approval from the Texas A&M University Research Compliance & Biosafety office.]

TAMU [Choose an item: IRB / IACUC / IBC] #: 20##-##### Approval Date: MM/DD/YYYY
Expiration Date: MM/DD/YYYY

TABLE OF CONTENTS

	Page
ABSTRACT	1
DEDICATION	3
ACKNOWLEDGMENTS	4
NOMENCLATURE	5
1. INTRODUCTION.....	6
1.1 First-order Subheading (optional, remove/add as needed)	6
1.2 Another First-order Subheading (remove/add as needed)	6
2. METHODS	7
2.1 Methods Subheading 1 (remove/add as needed).....	7
2.2 Methods Subheading 2 (remove/add as needed).....	8
2.3 Methods Subheading 3 (remove/add as needed).....	8
3. RESULTS.....	11
3.1 Results Subheading 1 (remove/add as needed)	11
3.2 Results Subheading 2 (remove/add as needed)	11
4. CONCLUSION.....	12
4.1 Conclusion Subheading	12
REFERENCES	13
APPENDIX: TITLE.....	14

ABSTRACT

[Type Thesis Title Using Title Case]

[Type Name of Individual or Team Member 1 Name¹, Team Member 2 Name², and Team Member 3 Name³ ...]

[Choose an item: Department/s] of [Type Individual Primary Department OR Team Member 1 Department(s)¹]

[Choose an item: Department/s] of [Type Individual Primary Department OR Team Member 2 Department(s)²]

[Choose an item: Department/s] of [Type Team Member 3 Department(s)³]

[Choose an item: Department/s] of [Type Team Member 4 Department(s)⁴]

[Choose an item: Department/s] of [Type Team Member 5 Department(s)⁵]
Texas A&M University

Faculty Research Advisor: [Type Dr. Full Name of Primary Faculty Advisor]

[Choose an item: Department/s] of [Type Primary Faculty Advisor Department]
Texas A&M University

Faculty Research Advisor: [Type Dr. Full Name of Secondary Faculty Advisor OR remove line]

[Choose an item: Department/s] of [Type Secondary Faculty Advisor Department OR remove line]

Texas A&M University

[Sample Text] Type your Abstract. Your Abstract must be a “complete snapshot” of your manuscript and be a stand-alone piece. Since the text of the Abstract will be distributed widely through a variety of databases, formal citations, images, and complex equations should not be included. The Abstract should be between 250 and 500 words.

The Abstract is a stand-alone section that appears in public databases without your thesis document and should not contain citations.

The Abstract page is the first page of your document and will use Arabic page numbers

starting with page 1. The rest of the pages in your document should continue with these Arabic numbers, including your appendices, if included.

DEDICATION

[Sample Text] To our families, instructors, and peers who supported us throughout the research process.

ACKNOWLEDGMENTS

Contributors

[I would like to thank my faculty advisor, Dr. [XXXX], and my [XXXX], [XXXX], for their guidance and support throughout the course of this research.

Thanks also go to my friends and colleagues and the department faculty and staff for making my time at Texas A&M University a great experience.

Finally, thanks to my [XXXX] for their encouragement and to my [XXXX] for her/his/their patience and love.

The [DATA/MATERIALS/etc.] analyzed/used for [MANUSCRIPT TITLE] were provided by [NAME – can be the names of other faculty, graduate students, lab, lab members, teammates, etc. who contributed to specific aspects of the project]. The analyses depicted in [MANUSCRIPT TITLE] were conducted in part by [NAME – can be the name of a department, lab, research group, etc.] and were published in [YEAR] [OR and these data are unpublished].

All other work conducted for the thesis was completed by the student independently.]

Funding Sources

[Undergraduate research was supported by [XXXX] at Texas A&M University and an additional research fellowship from [XXXX].

This work was also made possible in part by [FUNDING SOURCE] under Grant Number [INSERT GRANT NUMBER]. Its contents are solely the responsibility of the authors and do not necessarily represent the official views of the [NAME OF AWARDED OFFICE]. NOTE: If you received no funding, state that here instead.]

NOMENCLATURE

B/CS	Bryan and College Station
TAMU	Texas A&M University
HSUS	Humane Society of the United States
P	Pressure
T	Time
FFT	Fast Fourier Transform
TVA	Tennessee Valley Authority
TxDOT	Texas Department of Transportation
O&M	Eller Oceanography and Meteorology Building
L^1	Space of absolutely Lebesgue integrable functions; i.e., $\int f < \infty$
L^2	Space of square-Lebesgue-integrable functions, i.e., $\int f ^2 < \infty$
PC(S)	Space of piecewise-continuous functions on S

1. INTRODUCTION

Paragraph one starts here. If you want to break up your paragraphs into more sections, you can use first order, second order or third order subheadings.

1.1 First-order Subheading (optional, remove/add as needed)

Directly above is a first order subheading. Note that first order subheadings are bold. If you feel that the information under a first order subheading needs to be split into more sections, use additional subheadings. Take note that all first order subheadings must be included in the Table of Contents. Second and third order subheadings are NOT to be included in the Table of Contents.*

1.1.1 Second-order Subheading (remove/add as needed)

This information still pertains to your first order subheading. If you need to break up content even further, you can use one last level of subheadings, called third order subheadings.

1.1.1.1 Third order subheading (remove/add as needed)

Note that third order subheadings are regular. This information still pertains to your first order subheading, but is directly related to your second order subheading.

This subsection tests the usage of references. The book [1] is referred in this way. Actually, the option is available for you to change the default way of how references appears. The default and most commonly used option [2] is displayed here [3]. Use that style consistently throughout your thesis. The default style used here is IEEE.

Unrelated citations are referred here just for the sake of testing the reference section only [?]. If you find that the reference [?] has more items than you need [4], question marks will show up in place of a reference handle, like these [?].

1.2 Another First-order Subheading (remove/add as needed)

[Type content here.]

*Yes, this is how you do a footnote in LaTeX.

2. METHODS

Paragraph one starts here. If you want to break up your paragraphs into more sections, you can use first order, second order or third order subheadings (see the examples in the previous section). Remember, only first order subheadings can be included in the table of contents. Examples of how to format figures, tables, equations, and algorithms are in this chapter.

2.1 Methods Subheading 1 (remove/add as needed)

The figure below (**Figure 1**) is taken from R. While there are packages available to import graphics from R, MATLAB, and similar software, it is probably best to export plots generated by these programs as a PNG file, save it in the **figures** folder, and then import it via the *includegraphics* command. (For more information on inserting images, check out [this helpful link](#).)

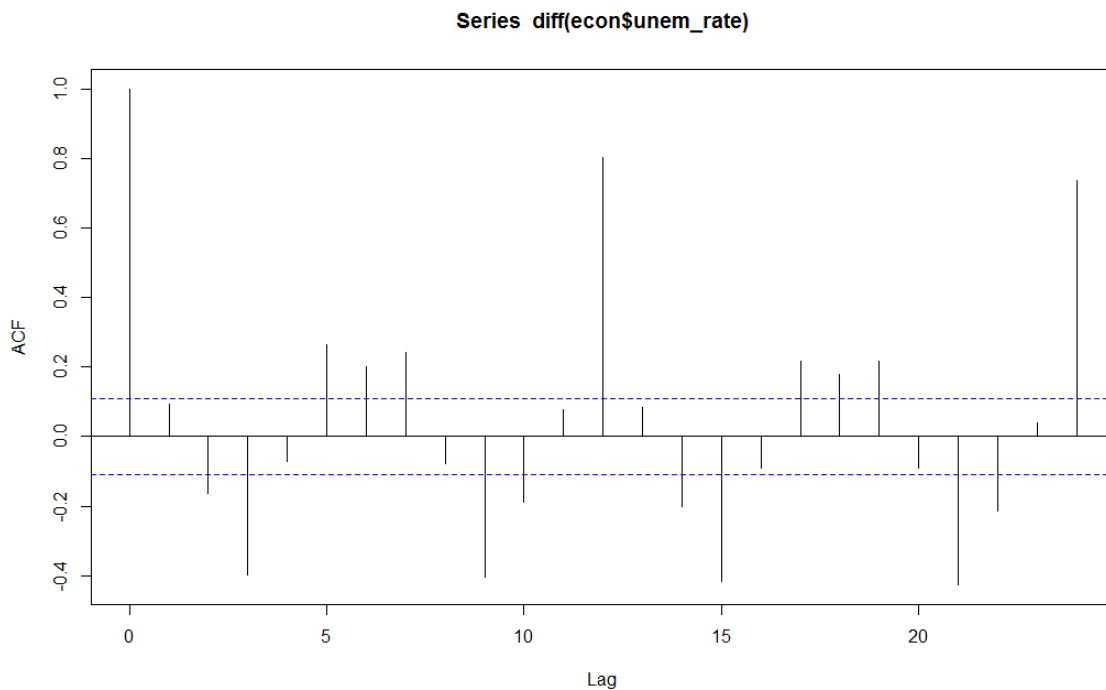


Figure 1: The autocorrelation function (ACF) of the differenced unemployment series. Seasonal adjustments may be needed.

You must scale the figures so that they fit within the prescribed margins. All the figures included in this document have been scaled. It is best to use PNG and JPEG files for figures.

2.2 Methods Subheading 2 (remove/add as needed)

Here is an example of a properly formatted table and table title (**Table 1**):

Table 1: Example of a properly formatted table and title

Heading 1	Heading 2	Heading 3	Heading 4
Content example.	Content example.	Content example.	Content example.
Content example.	Content example.	Content example.	Content example.

Be sure to reference all figures and tables in your body text within one page of where the figure/table appears.

2.3 Methods Subheading 3 (remove/add as needed)

The following format is used to display equations:

$$y = c_1 \cos(t) + c_2 \sin(t) \tag{1}$$

$$e^{it} = \cos(t) + i \sin(t) \tag{2}$$

Equation 1 is the general solution to the differential equation $y'' + y = 0$. In the source code, the *ref* command allows you to refer to an equation by a label you created. References must be made after the equation has been created; attempting to refer to an equation before it is defined results in a question mark placeholder. Some more sample equations are below. Notice the first set below is not numbered (this is usually done when you are writing a mathematical proof or solution, where a series of equations are used. These equations should not be numbered).

$$\begin{aligned}
\log(x^n) &= \log(x \cdot x \cdot \dots \cdot x) \\
&= \log x + \log x + \dots + \log x \\
&= n \log x
\end{aligned}$$

$$X^T X \mathbf{u} = X^T \mathbf{y} \tag{3}$$

$$u(x, t) = \int_{-\infty}^{\infty} G(x, \tau) \exp\left(-\frac{(t - \tau)^2}{4kt}\right) d\tau \tag{4}$$

$$\mathcal{L}(f) = \int_0^{\infty} e^{-st} f(t) dt \tag{5}$$

$$\mathcal{F}(f) = \frac{1}{2\pi} \int_{-\infty}^{\infty} e^{i\omega x} f(x) dx \tag{6}$$

You can use labels to refer to equations you create. Equation 6 is the **Laplace transform** used extensively in differential equations. Equation 3 is the matrix representation of the **normal equations** used in least-squares regression.

To have equations without labels appearing the right margin, simply add an asterisk to the name of the environment (equation, align, etc.) when making the declaration.

To write pseudocodes, we will use the *algorithm* package. Here is an example of a pseudocode below:

Algorithm 1 An algorithm with caption

Require: $n \geq 0$

Ensure: $y = x^n$

$y \leftarrow 1$

$X \leftarrow x$

$N \leftarrow n$

while $N \neq 0$ **do**

if N is even **then**

$X \leftarrow X \times X$

$N \leftarrow \frac{N}{2}$

else if N is odd **then**

$y \leftarrow y \times X$

$N \leftarrow N - 1$

end if

end while

▷ This is a comment

3. RESULTS

Paragraph one starts here. If you want to break up your paragraphs into more sections, you can use first order, second order or third order subheadings.

Feel free to add more Chapters as necessary, but don't forget to include the Chapter Headings as seen at the top of this page. Also remember that all new Chapters should begin at the top of their own pages and be included in the Table of Contents.

3.1 Results Subheading 1 (remove/add as needed)

If you need to enumerate some ideas, the *enumerate* environment can be used to generate an ordered list. The following example illustrates how to do so:

1. This is item number one.
2. This is item number two.
3. This is item number three.
4. This is item number four.

3.2 Results Subheading 2 (remove/add as needed)

Here is another example of a figure in this section (**Figure 2**). Make sure you always reference your figures in the body text.

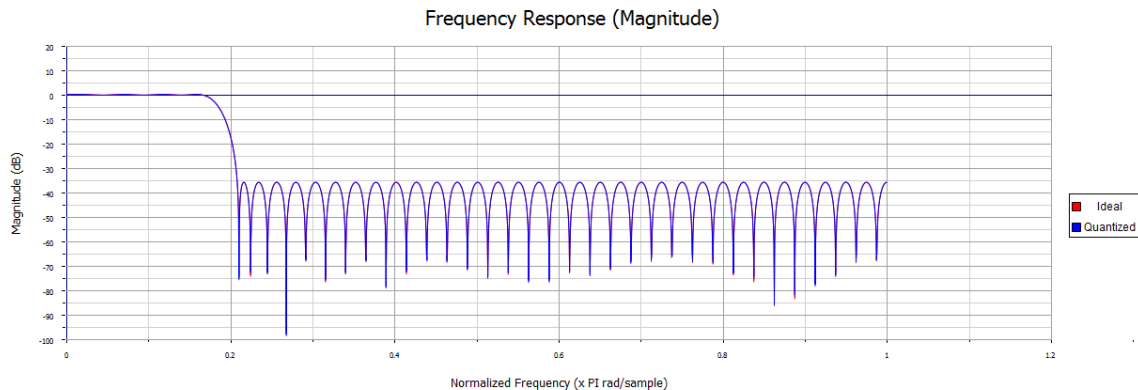


Figure 2: A low pass filter design.

4. CONCLUSION

4.1 Conclusion Subheading

Paragraph one starts here. If you want to break up your paragraphs into more sections, you can use first order, second order or third order subheadings.

REFERENCES

- [1] N. Carothers, *Real Analysis*. Cambridge University Press, 2000.
- [2] A. Einstein, “Zur Elektrodynamik bewegter Körper. (German) [On the electrodynamics of moving bodies],” *Annalen der Physik*, vol. 322, no. 10, pp. 891–921, 1905.
- [3] C. F. Barnes and R. L. Frost, “Residual vector quantizers with jointly optimized code books,” *Advances in Electronics and Electron Physics*, vol. 84, pp. 1–59, 1992.
- [4] G. T. Gilbert and R. L. Hatcher, “Wagering in final jeopardy!,” *Mathematics Magazine*, vol. 67, pp. 268–277, October 1994.

APPENDIX: TITLE

[Type content here.]

Table A.1: Call this table A.1.

Heading 1	Heading 2	Heading 3	Heading 4
Content example.	Content example.	Content example.	Content example.
Content example.	Content example.	Content example.	Content example.

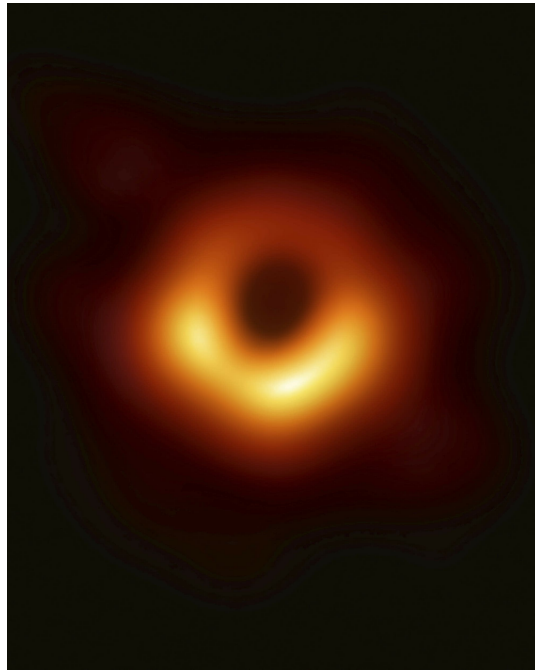


Figure A.1: The first recorded image of a black hole

$$R_{\mu\nu} - \frac{1}{2}g_{\mu\nu} R + g_{\mu\nu}\Lambda = \frac{8\pi G}{c^4}T_{\mu\nu} \quad (\text{A.1})$$